



Installation guide for DairyGrip Matting

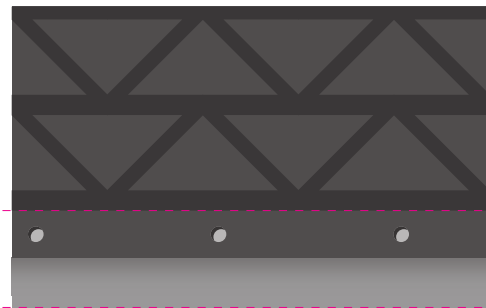
- 1.** Roll out the rubber with grip facing up.



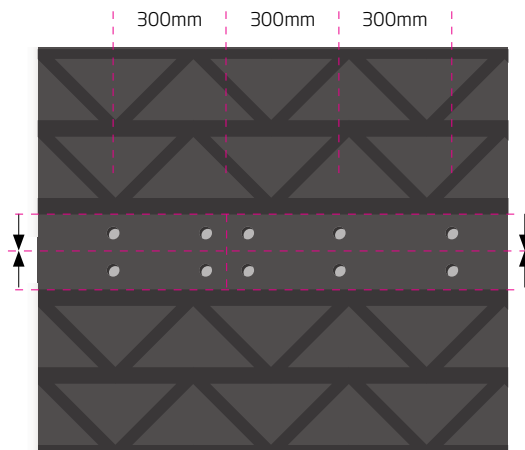
- 2.** Place joining strip with half sticking out from the edge of the rubber.



- 3.** Screw the provided screws through the rubber and into the joining strip at 300mm centers.



- 4.** Roll the second roll out and butt up to the first roll covering the joining strip. Repeat steps 3 & 4.



- 5.** Return to step 2 and start again.

- 6.** Where rubber meets the concrete anchor to the concrete with masonry anchors. When overtop of a gravel base drill through the rubber and drive long spikes down to prevent movement.